



NEW PEUGEOT 5008

Prices, equipment
and technical specifications V2

Prices applicable from November 2024



RANGE



ALLURE

Peugeot Panoramic i-Cockpit® with 21" HD curved and floating screen
 Customisable Virtual 'i-Toggle' display
 360° Vision & Drive assist pack
 PEUGEOT Open & Go (Proximity Keyless Entry with Push Button Start)
 Wireless Mirror Screen (Apple Car Play & Android Auto)
 Ambient lighting linked to Drive Mode
 ECO LED Headlights and front and rear signature daytime running lights
 Dark tinted privacy glass for rear doors, tailgate and quarter windows
 Tri-zone automatic air conditioning
 Adaptive Cruise Control with 'Stop & Go' with lane keeping assistance
 Smartphone Wireless Charger (15 Watts) with status light and ambient lighting
 Row 2 sliding bench, 3 individually reclinable backrests, Easy Access function to the 2 third row seats
 Heated, electric folding door mirrors with courtesy approach lighting
 19" diamond cut alloy wheels
[3-phase 22 kW Mode 3 electrical charging cable \(Electric\)](#)
[3-phase 11 kW on board charger \(Electric\)](#)



GT

Equipment in addition to ALLURE

PEUGEOT PIXEL LED headlamps with 3-claw LED daytime running lights
 Full 3D LED rear lights with PEUGEOT 'Claw effect' daytime running light signature
 Night & day indirect ambient lighting on the dashboard, front & rear door panels, and under the 21" panoramic screen, associated with driving modes, customisable in 8 colours
 Frameless Electrochrome Rear View Mirror
 Mistral black embossed Alcantara® with Iced Clay stitching and leather effect trim with heated front seats
 'Black Diamond' roof and rear spoiler
 Handsfree Smart Electric Tailgate (foot operated)
 Rear central armrest with two cupholders and smartphone holder
 360° Vision & Drive assist pack including highway assist 2.0
 PEUGEOT shield on front wings
 Sunblind's integrated in the rear doors
 Heated steering wheel
 19" 'YARI' diamond cut alloy wheels
[19" 'Fuji' alloy diamond-cut wheels \(Electric\)](#)

NEW 5008 PRICES

Recommended prices

	CO ₂ * (g/km) (1)	TAX BAND	ANNUAL ROAD TAX	ALLURE	GT
ELECTRIC					
Electric engine 210 hp (157 kW)-Battery 73 kWh	0-0	A	€120	€50,995***	€54,995***
HYBRID					
Hybrid 136 e-DCS6	131-135	B2	€210	€50,995	€54,995

- WLTP data currently being approved. Minimum - maximum mixed WLTP CO₂ emissions on the engine. The CO₂ emissions from the vehicle depend on the version selected as well as the options on the vehicle.
- **Dealer delivery related charges, metallic paint and tyre recycling levy not included.
- ***Includes SEAI grant and VRT rebate & Dealer delivery related charges, metallic paint and tyre recycling levy not included.

(1) The CO₂ emissions entered are mixed and expressed in grams per kilometre. The fuel consumption and CO₂ emission values provided comply with WLTP approval (EU regulation 2017/948). Since 1 September 2018, new vehicles are approved on the basis of the worldwide harmonised light-duty vehicles test procedure (WLTP), which is a new, more realistic test procedure to measure fuel consumption and CO₂ emissions. This WLTP procedure fully replaces the New European Driving Cycle (NEDC), which was the previous test procedure. As the test conditions are more realistic, the fuel consumption and CO₂ emissions measured according to the WLTP procedure are, in many cases, higher than those measured according to the NEDC procedure. The fuel consumption and CO₂ emission values may vary depending on specific equipment, options and types of tyres. Contact your point-of-sale for more information. More information on www.peugeot.ie

STANDARD EQUIPMENT

SAFETY

8 Airbags

Front passenger airbags (includes passenger airbag deactivation function), driver, front passenger and row 2 lateral seats side airbag, front & rear curtain airbags (head and thorax).

ESP (Electronic Stability Program) with Hill Start Assist & indirect under inflation detection

ISOFIX and Top Tether fasteners on row 2 rear side seats

Electric parking brake

Pneumatic emergency kit (12-volt compressor, sealant bottle, towing eye, 2 wheels chocks)

PEUGEOT LED Technology headlamps with 3-claw LED daytime running lights

Rear 3-claws LED 3D lights

ADVANCED SAFETY

VisioPark 2: 360° Vision with 4 exterior cameras with front and rear sensors

Adaptive Cruise Control with 'Stop & Go'

Advanced Emergency Braking System with video camera & radar (AEBS3)

Active Lane Keeping Assist

Blind spot monitoring

Rear cross traffic alert (RCTA)

Extended traffic sign recognition and speed recommendations

Driver attention alert

PEUGEOT SOS & Assistance



STANDARD EQUIPMENT

EXTERIOR AESTHETIC

Style attributes

- Black lacquered strip between the headlights with '5008' logo'.
- Body-coloured front grille, glossy black side scoops, Meteor Grey lower decor, black grained lower skirt
- Dark tinted rear windows, quarter windows, & tailgate window
- Concealed weatherstrips
- Black grained wheels arch claddings & door lower protections.
- Glossy black strip between the rear lights with « PEUGEOT » lettering
- Rear bumper with Meteor Grey decor & black grained lower skirt
- Body- coloured rear spoiler
- Front monograms: 'Peugeot Shield' and '5008'
- Rear monograms: 'PEUGEOT', '5008' and 'Hybrid'

WHEELS & RIMS

19'' diamond-cut alloy wheels

'YARI' Alloy Wheel (HYBRID)

'FUJI' Alloy Wheel (Electric)



STANDARD EQUIPMENT

INTERIOR AESTHETIC

Peugeot Panoramic i-Cockpit® with 21" HD curved and floating screen
Style elements

- Foamed dashboard with RIMINI heathered fabric & Graphene alcove, glossy black front panel and air vents with Stene Grey decoration
- Doors panels with RIMINI heathered fabric decoration, Graphene alcove & Stene Grey strip, Isabella TEP armrests with Quartz stitching (front)
- Centrale console with RIMINI heathered fabric, glossy black front panel, Stene Grey strip & RIMINI heathered fabric armrest

PEUGEOT i-Cockpit®: Compact multifunction steering wheel finished in full grain leather with coloured stitching, gloss black and satin chrome detailing

Black interior & headliner

COMFORT

Keyless entry with 'proximity' locking and unlocking
2 keys (with lock, trunk, unlock buttons)

Tri-zone automatic air conditioning

Automatic dual-zone air conditioning

Interior lighting

- Front & rear reading LED lights
- Glovebox & centrale console storage illuminated with LED
- Front footwell LED lights

Automatic front wipers

Sequential electric front & rear windows with anti-pinch feature

2-position trunk floor

4 retractable grab handles

Heated, electric folding door mirrors with courtesy approach lighting

Electrochromic interior mirror



STANDARD EQUIPMENT

UPHOLSTERY & SEATS

Driver & passenger seats with manual height adjustment

Row 2 sliding bench (60/40) with 3 individually reclinable backrests (40/20/40) with Easy Access function to the third-row seats

2 seats bench in the third row with 50/50 reclinable backrests

Embossed CRISPY fabric upholstery, TEP Isabella support, heathered RIMINI fabric scarf, Quartz stitching

MULTIMEDIA & NAVIGATION

PEUGEOT i-Connect®

- 3D connected Navigation
 - Radio DAB, Bluetooth® (2 smartphones connexion), wireless Mirror Screen (Apple CarPlay™ / Android Auto™)
 - Peugeot Connect SOS & Assistance
 - 1 USB-C socket (data and charging), 1 USB-C socket (charging)
 - 'Over the air' map updates
 - Customisable Virtual 'i-Toggle' display
 - Smartphone Wireless Charger (15 Watts) with status
 - light and ambient lighting

6 speakers

2 tweeters & 2 woofers at the front, 2 wide-band speakers at the rear

3 X 12 V sockets (centre console, rear of centre console, boot)

Wireless smartphone charger (15 W)

ELECTRIC SPECIFICITIES

3-phase 22kW Mode 3 electrical charging cable

3-phase 11 kW on board charger

'E5008' rear monogram



GT TRIM

Equipment's in addition to ALLURE equipment

SAFETY

PEUGEOT PIXEL LED headlamps with 3-claw LED daytime running lights

Adaptive High Beam Assist with Anti-Glare function and Boost function

Full 3D LED rear lights with PEUGEOT 'Claw effect'

DRIVING AND MANOEUVRING AIDS

Drive Assist Pack

- Adaptive Cruise Control with Stop & Go function
- Driver Attention Alert (DAA3)
- Long Range Blind Spot Monitoring
- Rear Cross Traffic Alert (RCTA)
- Highway Assist 2.0

VisioPark 2: 360° Vision with 4 exterior cameras with front and rear sensors

EXTERIOR AESTHETICS

Style Elements

- 'PEUGEOT' shields on the front fenders
- Glossy black front & rear lower bumper skirts, wheel arch claddings and door lower protections (Electric)

Black Diamond & rear spoiler

WHEELS AND RIMS

19" 'YARI' Diamond Cut Alloy Wheels (HYBRID 136e-DSC6)

19" 'FUJI' Alloy Wheel (Electric)



GT TRIM

Equipment's in addition to ALLURE equipment

INTERIOR AESTHETICS

Peugeot Panoramic i-Cockpit® with 21" HD curved and floating screen

Style elements

- Foamed dashboard with RIMINI heathered fabric, hot-stamped aluminium alcove decor, glossy black front panel and air vents with Cast Iron trim
- Door panels with RIMINI heathered fabric decor, hot-stamped aluminium alcove decor and Cast Iron trim, TEP Isabella armrests, Iced Clay stitching at front

Night & day indirect ambient lighting on the dashboard, front & rear door panels, and under the 21" panoramic screen, associated with driving modes, customisable in 8 colours

PEUGEOT i-Cockpit®: Compact heated multifunction steering wheel finished in full grain leather with 'Iced Clay' stitching, gloss black and satin chrome detailing & 'GT' badge

Aluminium pedals & footrest

Stainless steel front door sill with 'PEUGEOT' lettering

Front & rear floor mats with Iced Clay stitching & 'GT' logo

COMFORT

Interior lighting

- Concealable driver and passenger vanity mirrors with LED lights

Powered tailgate with hands-free access

Heated steering wheel

Electrochromic rear-view mirror

Sunblind's integrated in the rear doors



GT TRIM

Equipment's in addition to ALLURE equipment

UPHOLSTERY & SEATS

Driver & Passenger heated seats

Manual driver lumbar adjustment

Front headrests with integrated height adjustment

Row 2 with central armrest

Embossed NEW UZIRIS fabric upholstery, TEP Isabella accompaniment, heathered RIMINI fabric scarf, Iced Clay stitching

MULTIMEDIA & NAVIGATION

PEUGEOT i-Connect® Advanced

- 3D connected Navigation
- 4 USB: 1 USB-C (Data & Charging), 1 USB-C (Charging) at front, 2 USB-C (Charging) at rear
- Natural language voice recognition
- 4 USB: 1 USB-C (Data & Charging), 1 USB-C (Charging) at front, 2 USB-C (Charging) at rear

PEUGEOT Virtual i-Toggles with 10 customizable shortcuts

Wireless smartphone charger (15 W)

For smartphone compatibility, consult your sales point



WHEELS



19" 'YARI' alloy diamond-cut wheels

BREDA, Orbital Black glossy finish

Standard on Allure & GT (Hybrid 136 e-DSC6)



19" 'Fuji' alloy diamond-cut wheels

LULEA, Orbital Black glossy finish

Standard on ALLURE (Electric 210hp)



20" 'YOSEMITE' alloy diamond-cut wheels

SOFIA Orbital Black matte finish, with aero inserts glossy finish

Optional on GT

BODY COLOURS

METALLIC COLOURS



Ingaro Blue
M07K – Free of charge



Okenite White
M0SU - Option



Obsession Blue
M0DP - Option



Cumulus (Light) Grey
M0F4 - Option



Perla Nera Black
M09V - Option



Titane Grey
M01J - Option

UPHOLSTERY OPTIONS




Embossed CRISPY fabric upholstery, TEP Isabella support, heathered RIMINI fabric scarf, Quartz stitching

W6FX

Embossed NEW UZIRIS fabric upholstery, TEP Isabella accompaniment, heathered RIMINI fabric scarf, Iced Clay stitching

T5FX



Embossed Alcantara® REFLECTION upholstery, TEP Isabella, heathered RIMINI fabric scarf, Iced Clay stitching

X0FX

OPTIONS

Recommended prices

EXTERIOR PAINT

Metallic paint - Nera Black (M09V), Titane Grey (M01J), Cumulus Grey (M0F4), Okenite White (M0SU) Obsession Blue (M0DP)

M0- €835

ALLURE	GT
○	○

OPTION PACKS

Sensation Pack

- Panoramic Split Opening Spoiler Sunroof (TC22)
- Clean Cabin (O301) - optimised cabin air quality management system

J6C0 €1,920

-	○
---	---

Sensation Pack with HiFi Focal

- Panoramic Split Opening Spoiler Sunroof (TC22)
- Clean Cabin (O301) - optimised cabin air quality management system
- Focal Premium Hi-Fi System, 10 speakers. Includes laminated and acoustic front windows

J6B9 €2,375

-	○
---	---

SAFETY AND SECURITY

Advanced Grip Control - 3 Driving Modes - Sand, Snow & Mud, and Hill Assist Decent Control (HADCC)
Includes 19" 'FUJI' alloy wheel on GT Electric versions

DX02 €205

○ Electric Version Only	○
----------------------------	---

The addition of optional extras may result in the vehicle increasing in Co2 g/km and therefore, attracting a higher rate of VRT than described in this product guide. For your exact configuration value, both Co2 g/km and RRP, please contact your local dealer or visit www.peugeot.ie
Note: Some options may require other options depending on the item and trim line.

(1) Hybrid / Electric Version

● : standard ○ : option - : not available

OPTIONS

Recommended prices

				ALLURE	GT
INTERIOR AMBIENCES					
Heated front seats, AGR* certified driver's seat					
<ul style="list-style-type: none"> • Driver's seat with manual seat length adjustment, seat tilt electric, pneumatic lumbar adjustment • Aktion Gesunder Rücken (German Association for Back Health) 	WAGP	€450	○	-	
Alcantara® Executive interior (December 2024 Orders)					
<ul style="list-style-type: none"> • Embossed Alcantara® REFLECTION upholstery, TEP Isabella support, heathered RIMINI fabric scarf, Iced Clay stitching • AGR* certified electrically adjustable driver and passenger seats, manual seat length adjustment, adaptive lateral support, pneumatic lumbar adjustment, memory settings for the driver • Heated and massaging driver and passenger seats Heated rear side seats • Front headrests with integrated height adjustments • Aktion Gesunder Rücken (German Association for Back Health) 	X0FX	€1,800	-	○	
EXTERIOR FEATURES					
Tow Bar: With 13-way harness, with TSM (Trailer Sway Mitigation) anti-sway system					
Available only on electric	AQ05	€675	○	○	
Tow Bar: With 13-way harness, with TSM (Trailer Sway Mitigation) anti-sway system. Includes upgraded cooling system					
Available only on HYBRID	AQ14	€750	-	○	

The addition of optional extras may result in the vehicle increasing in Co2 g/km and therefore, attracting a higher rate of VRT than described in this product guide. For your exact configuration value, both Co2 g/km and RRP, please contact your local dealer or visit www.peugeot.ie
 Note: Some options may require other options depending on the item and trim line.

* And other materials ** Aktion Gesunder Rücken (German association for back health)

● : standard ○ : option - : not available

Images for illustration purpose only

EQUIPMENT DETAILS

Range

Prices

Equipment & finishes

Body colors & upholstery

Options

Detailed equipment

Technical specifications

Services & offers



PEUGEOT i-Connect® Advanced *

PEUGEOT i-Connect® Advanced offers a complete technological experience, with its high-performance and efficient TomTom® connected navigation. For optimum readability, the map can be displayed on the entire touch-sensitive part of the 21" HD screen or on the digital cluster side and can be updated 'over the air'.

The 'OK PEUGEOT' function, which uses natural language voice recognition, improves safety and ease of use by providing access to all functions.

* Included in the Panoramic Navigation pack



PEUGEOT virtual i-Toggles *

Located on a second touchscreen on the dashboard, the Virtual i-Toggles are shortcuts to 10 main functions: air conditioning control settings, navigation, telephone, radio, wall of applications, etc. The Virtual i-Toggles give access to the permanent homepage shortcut, in first position, while the other five shortcuts can be modified according to the user's choice. A swipe of the screen gives access to 5 additional configurable shortcuts.

* Included in the Panoramic Navigation pack

EQUIPMENT DETAILS



Drive Assist Plus 2.0 (semi-autonomous driving) *

This system combines 4 functions to manage semi-autonomous driving in specific conditions:

- Adaptive Cruise Control with Stop & Go function and Lane Positioning Assist: the vehicle manages steering and speed.
- Semi-Automated Lane Change: assists the driver in overtaking or changing lanes in complete safety.
- Anticipated speed recommendation: based on the vehicle's connected navigation system, it anticipates speed limit changes and suggests the driver to adapt speed accordingly.

* Included in the 360° Vision & Drive Assist Plus pack.



PEUGEOT PIXEL LED Headlamps

Adaptive lighting: the system automatically adapts the headlamp beams to traffic conditions, maintaining optimum lighting with 6 specific modes adapted to each driving situation and 2 curves lighting functions.

Adaptive High Beam Assist: the system switches to high beam as soon as conditions allow. It detects the contours of vehicles ahead and their movement to create an anti-glare zone and avoid dazzling other road users. At high speeds, a boost function increases the light intensity in the centre of the beam.

EQUIPMENT DETAILS



Adaptative bolsters*

By inflating or deflating pneumatic inserts located in the side bolsters of the backrests, the system allows front passengers to adjust the lateral support of their electrically adjustable seats* to suit their body shape and driving conditions: tighter for better support and driving sensations, or looser for optimized comfort. These AGR-certified** front seats are also heated, ventilated and massaged (8 programs, 3 intensities). Heated rear side seats.

* Included with Executive Mistral interior.

** Aktion Gesunder Rücken (German Association for Back Health)



Clean Cabin

The Clean Cabin system is a complete incoming air management system that acts on pollution both inside and outside the vehicle. Thanks to its high-efficiency filter, it purifies the air inside the vehicle in just a few minutes. The central screen gives the driver access to the indoor air quality index calculated using a particle sensor.

EQUIPMENT DETAILS

Range

Prices

Equipment & finishes

Body colors & upholstery

Options

Detailed equipment

Technical specifications

Services & offers



Exceptional living space

The new E-5008 is capable of adapting to all needs, offering from two to seven comfortable seats with a remarkable load capacity. The exceptional modularity enables a wide range of configurations between row two (60/40 bench seat, 40/20/40 backrests) and row three (50/50 backrests).

The new E-5008 offers a trunk volume of 748 dm³ VDA in a 5-seater configuration (259 dm³ VDA in a 7-seater configuration). With all the rear seats folded down, the new e-5008 offers a huge flat floor area, and a trunk volume up to 1,815 litres.



Easy Access system

The Easy Access system improves considerably the accessibility to third row seats. This new cinematic allows the seats in row 2 to be fully tilted and slid forward simultaneously, using a single control located on the upper part of the backrest.

Combined with the wide opening offered by the large rear doors, Easy Access system makes it easy for passengers of all sizes to fit into the seats in row 3

TECHNICAL SPECIFICATIONS

	ELECTRIC Electric 210 hp	PLUG-IN HYBRID Plug-in Hybrid 195 e-DCS7	HYBRID Hybrid 136 e-DCS6
ARCHITECTURE			
Length (m)		4,79	
Width (m)		1,89	
Height (m)		1,69	
Wheelbase (m)		2,90	
Turning diameter (m)		11,20	
Trunk volume (dm ³ VDA / water Liters)	748 / 916		748 / 916
SCx	0,770	0,825	0,798
Fuel tank capacity (L)	-	60	55
ENGINE			
Fiscal power (CV)	7	8	7
Displacement (cm ³)	-	1598	1199
Number of cylinders / Arrangement	-	4 in line	3 in line
Number of valves per cylinder	-		4
Injection type	-		Direct
ICE - Maximum power (kW ECE / hp ECE at rpm)	-	110 / 150 @ 5 500	100 / 136 @ 5 500
ICE - Maximum torque (Nm ECE at rpm)	-	300 @ 2 000	230 @ 1 750
Technology (electric)	Synchronous with permanent magnet		-
e-motor - Maximum power (kW ECE/ch at rpm)	157 / 210 @ 3 935 to 14 000	92 / 125 @ 9 000	15,6 @ 4 264
e-motor - Maximum torque (Nm ECE at rpm)	345 @ 250 to 4 370	118 @ 300 to 7 320	51 @ 750 to 2 499
Plug-in Hybrid - Combined maximum power (kW ECE/ch at rpm)	-	143 / 195	-
Plug-in Hybrid - Combined maximum torque (Nm ECE at rpm)	-	350	-
Service interval	25 000 km or 2 years		25 000 km or 1 year
TRANSMISSIONS			
Type		Automatic	
Number of gears	1 gear reductor	7	6
BATTERY			
Technology	Lithium-ion NMC		
Number of modules	12		-
Usable capacity (kWh)	73	17,8	0,4
Weight (kg)	520	160	12,1
Total voltage (V)	400	360	48

* WLTP data undergoing certification. CO₂ emissions WLTP mixed minimum-maximum on the engine. The CO₂ emissions of the vehicle depend on the version chosen as well as the options present on the vehicle.

(1) The CO₂ emissions given are mixed and expressed in grams per kilometer. The fuel consumption and CO₂ emission values given are in accordance with WLTP type approval (EU Regulation 2017/948). Since September 1, 2018, new vehicles have been type-approved on the basis of the globally harmonized test procedure for light vehicles (WLTP), which is a new, more realistic test procedure for measuring fuel consumption and CO₂ emissions. This WLTP procedure completely replaces the New European Driving Cycle (which was the test procedure used previously). Because the test conditions are more realistic, fuel consumption and CO₂ emissions measured under the WLTP procedure are, in many cases, higher than those measured under the NEDC procedure. Fuel consumption and CO₂ emission values may vary depending on specific equipment, options and tire types. Be sure to contact your point of sale for more information. More information at www.Peugeot.ie

TECHNICAL SPECIFICATIONS

	ELECTRIC Electric 210 hp	PLUG-IN HYBRID Plug-in Hybrid 195 e-DCS7	HYBRID Hybrid 136 e-DCS6
WEIGHTS & LOADS			
Kerb weight (kg)	2 218	2 048	1 705
Weight in running order (kg)	2 293	2 123	1 780
Gross vehicle weight (kg)	2 900	2 700	2 350
Maximum towable weight (braked) (kg)	1 000	1 300	750 / 1 000 (with OEM tow hook option)
Authorized total rolling weight (kg)	3 900	4 000	3 100 / 3 350 (with OEM tow hook option)

PERFORMANCE (Driver only)			
Maximum speed (km/h)	170	220	200
0 -100 kph (s)	9,7	8,3	11,3
1 000 m standing start(s)	30,7	28,9	33,6
30 to 60 km/h in Drive (s)	2,5	2,3	3,1
60 to 90 km/h in Drive (s)	3,1	3,1	4,3
80 to 120 km/h in Drive (s)	6,1	4,9	7,2

WLTP RANGE, CONSUMPTION & EMISSIONS			
Mixed WLTP range (km)	502 - 488	82 - 81	-
Mixed WLTP cycle consumption (kWh/ 100 km)	17,7 - 18,3	-	-
Urban WLTP range (km)	619 - 594	95 - 93	-
Urban WLTP cycle consumption (kWh / 100 km)	14,4 - 15,0	-	-
WLTP combined consumption (l/100km)	-	1,0 - 1,1	5,8 - 5,9
WLTP combined CO2 emissions (g/km)	-	23 - 24	130 - 133
Driving Sound level (dB)	65	67	67

CHARGING (@ 20°C. Electric from 20% to 80%, Plug-in from 0% to 100%)			
Maximum AC capacity (kW)	11	3,7 / 7,4 (Option)	-
Maximum DC capacity (kW)	160	-	-
Charging time on home socket 10A 2,3 kW AC (h)	22h55	9h05	-
Charging time on Green'Up reinforced home socket 14A 3,2 kW AC (h)	16h10	6h15	-
Charging time on charging station 7.4 kW AC	6h45	5h30 (3,7 kW OBC) / 2h55 (7,4 kW OBC)	-
Charging time on charging station 11 kW AC	4h30	5h30 (3,7 kW OBC) / 2h55 (7,4 kW OBC)	-
Charging time on fast charging DC station	30 min	-	-


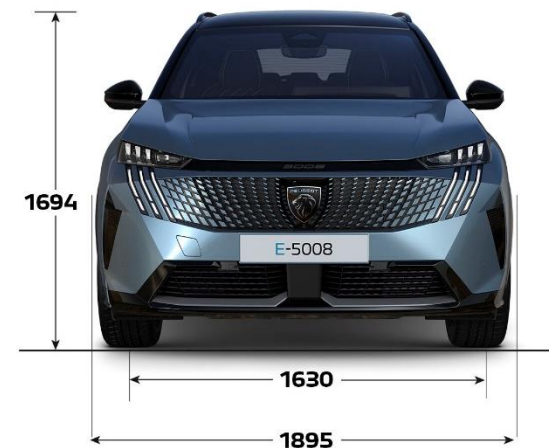

WHEELS & TIRES			
Type of tyres (standard or option, depending on version)	235/55 R19 105 V ; 235/50 R20 104 V		225/55 R19 103V
	Michelin e-Primacy		

BRAKE & SUSPENSIONS			
Type of front / rear brakes	365x37 mm discs / 356x26 mm discs		330x30 mm discs/330x14 mm discs
Type of front / rear suspension	Pseudo Mac-Pherson/Multi-link axle		Pseudo Mac-Pherson/Twist beam

* WLTP data undergoing certification. CO₂ emissions WLTP mixed minimum-maximum on the engine. The CO₂ emissions of the vehicle depend on the version chosen as well as the options present on the vehicle.

(1) The CO₂ emissions given are mixed and expressed in grams per kilometer. The fuel consumption and CO₂ emission values given are in accordance with WLTP type approval (EU Regulation 2017/948). Since September 1, 2018, new vehicles have been type-approved on the basis of the globally harmonized test procedure for light vehicles (WLTP), which is a new, more realistic test procedure for measuring fuel consumption and CO₂ emissions. This WLTP procedure completely replaces the New European Driving Cycle (which was the test procedure used previously). Because the test conditions are more realistic, fuel consumption and CO₂ emissions measured under the WLTP procedure are, in many cases, higher than those measured under the NEDC procedure. Fuel consumption and CO₂ emission values may vary depending on specific equipment, options and tire types. Be sure to contact your point of sale for more information. More information at www.Peugeot.ie

DIMENSIONS



Range

Prices

Equipment & finishes

Body colors & upholstery


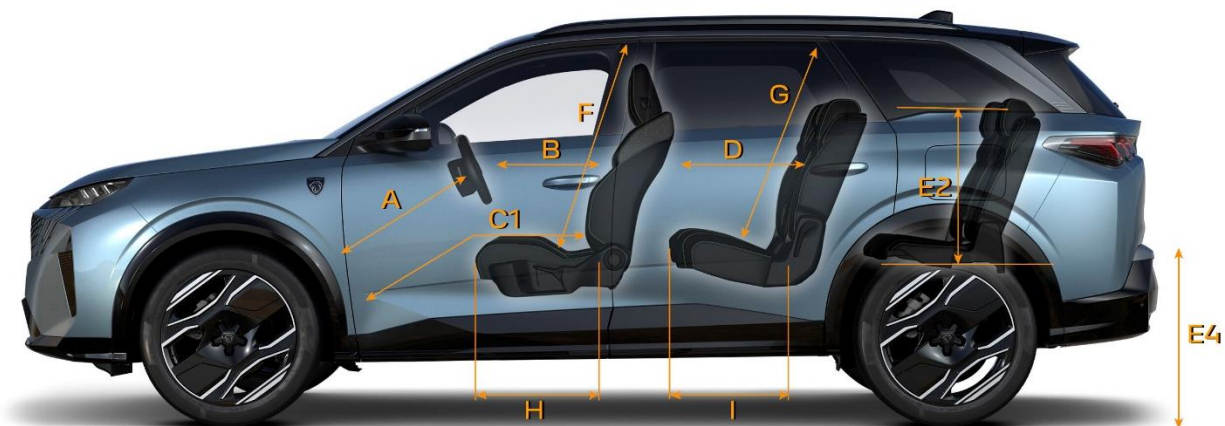
Options

Detailed equipment

Technical specifications

Services & offers

DIMENSIONS



A	738,5
B	600
C1	854
D	876,7
E	422
E1	1031
E2	428
E4	810
F	930 / 878*
G	905 / 863*
H	469,6
I	463
J	1452
K	1492,5
L	1432
M	1465

*Standard Roof/Sun Roof

DIMENSIONS



259 dm³ VDA
348 L



748 dm³ VDA
916 L



1815 dm³ VDA
2232 L

Range

Prices

Equipment
& finishes

Body colors
& upholstery

Options

Detailed
equipment

Technical
specifications

Services
& offers



CONFIGURE